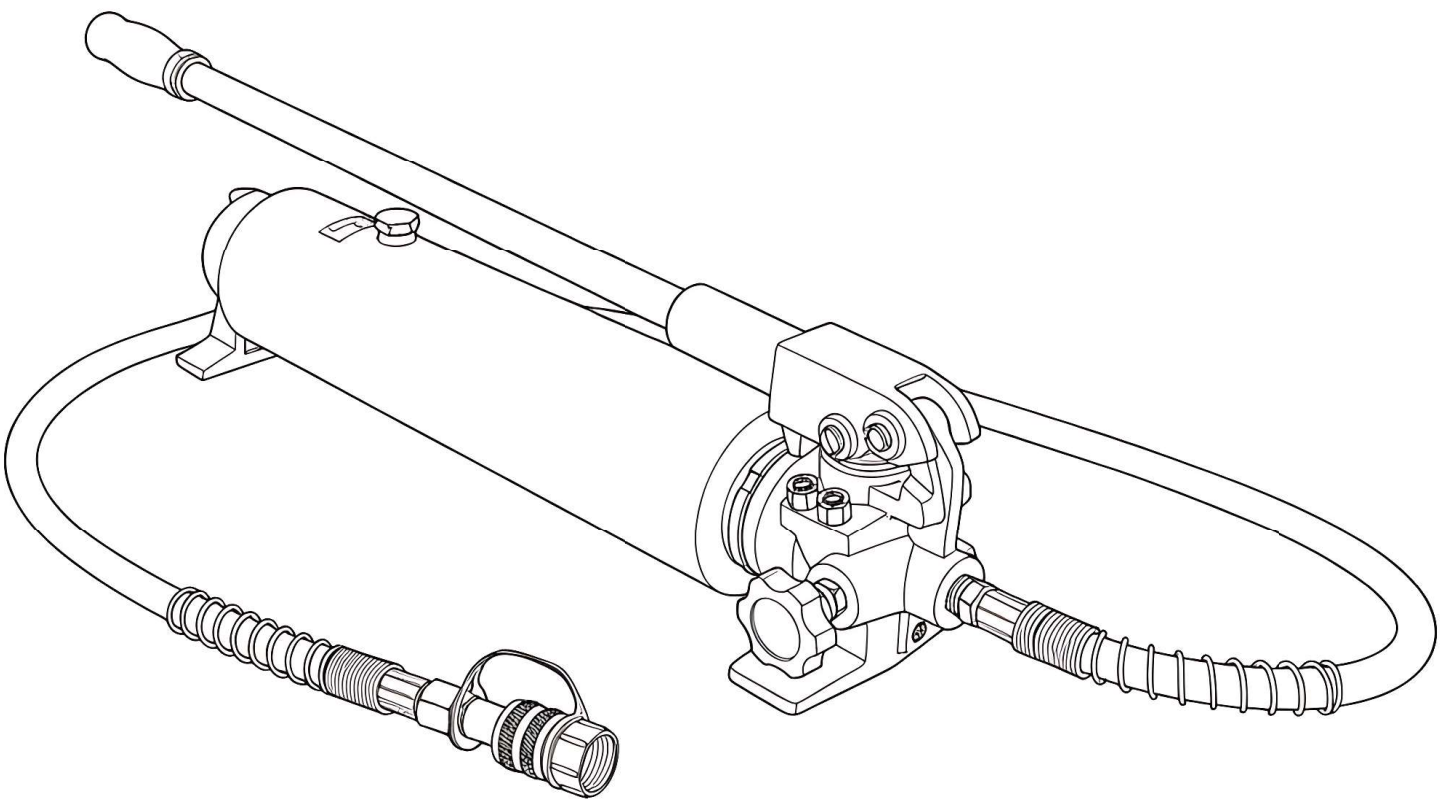


Instruction Manual

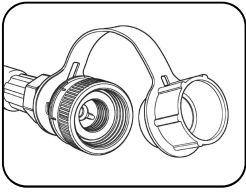
Hand Hydraulic Pump



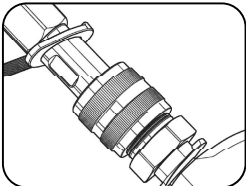
CP-700A & CP-700A-2

For your safety, please read and understand this instruction carefully before you use it. Please keep this instruction in good order. Please give the instruction to the new user when the product is changed.

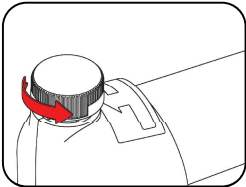
Work Usage



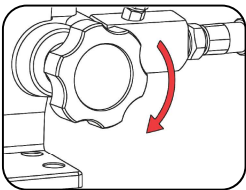
1. Open the dust cap and connect to the male hydraulic coupling of the auxiliary tool.



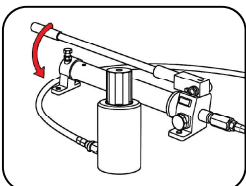
2. Securely tighten the couplings to prevent hydraulic fluid leakage.



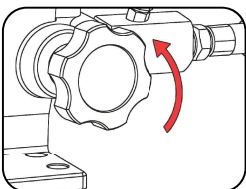
3. Slightly loosen the vent/breather nut to equalize pressure and prevent the reservoir from being sealed.



4. Close the pressure relief/release valve by turning the switch clockwise.



5. Actuate the handle by pumping it back and forth; the cylinder's piston will then extend.



6. Retract the piston by turning the pressure relief/release valve switch counterclockwise.

⚠ Caution ⚠

Keep the valve in the open position during operation to allow trapped air to be released smoothly, ensuring stable pressure and optimal performance of the hydraulic pump.

Troubleshooting and Maintenance

What should I do if the pump doesn't work?

First, check whether the connector is securely tightened. If the pump still fails to operate, it usually indicates that additional hydraulic oil is required. Open the black cap at the rear of the pump and refill the hydraulic oil as needed.

What type of connector does this hydraulic pump use?

This hydraulic pump uses a threaded ZG3/8" connector.

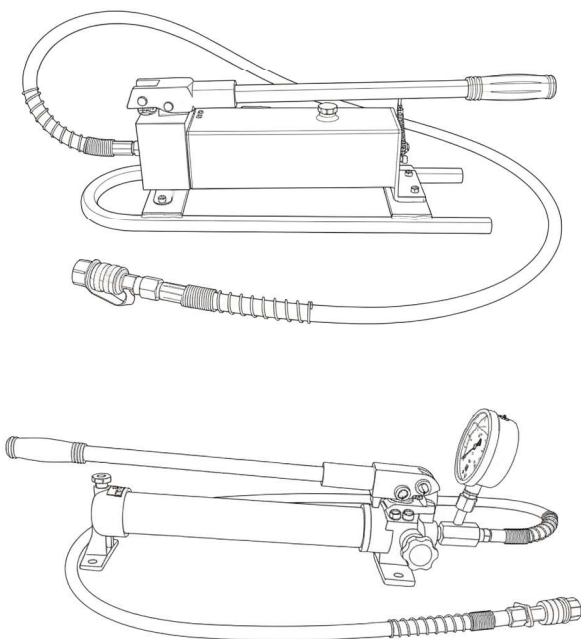
How can I check the oil level of the pump?

The oil level cannot be visually inspected directly. If the connector is properly tightened but the connected jack does not rise, it indicates that the hydraulic oil level is insufficient and needs to be replenished.

How do I add hydraulic oil, and what type should be used?

Open the vent nut located at the rear end of hydraulic pump, then add an appropriate amount of Hydraulic Oil ISO VG #15-32 Antiwear. Ensure the oil is clean and meets the specified viscosity grade.

About This Item



High Quality – Precision-machined body with excellent sealing to prevent oil leakage.

Durable Packaging – Packed in thick, shockproof cartons for safe transport.

Ergonomic Design – Non-slip handle offers a comfortable, labor-saving grip.

Wide Applications – Works with hydraulic jacks, crimpers, punchers, benders, and more to boost work efficiency.

**BARTON
TOOLS**